

Instructions for downloading SkillBridge documents to you PC or Mac

Downloading to your PC:

Step 1. Download <http://get.adobe.com/reader/> for free. Then click the download button to access the document.


The screenshot shows a web browser window displaying the SkillBridge Application and Process page. A modal window is overlaid on top, providing instructions and a list of documents to download. The modal window has a title bar that says "SkillBridge Application and Process".

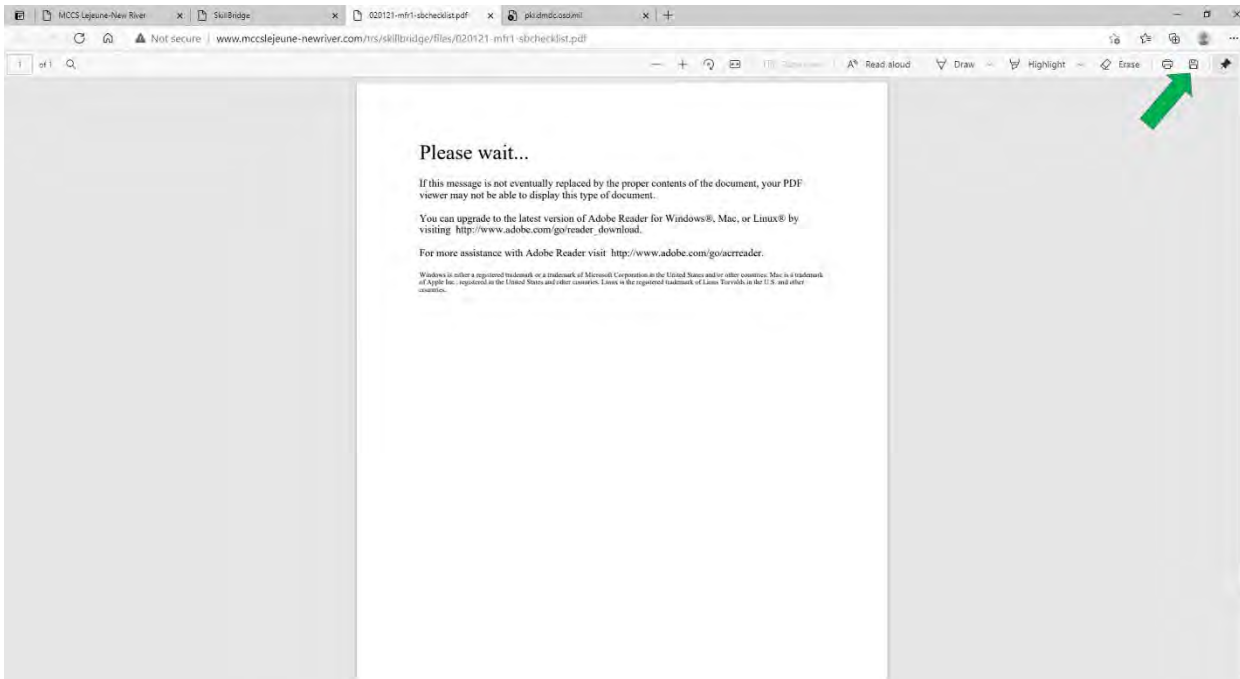
Download the files and SAVE them to a folder on your MAC or Windows computer. Make sure to open the file from the new location if you do not have Adobe Reader, please visit the following link to download it for free: <http://get.adobe.com/reader/>

All signatures MUST BE digital, NOT in ink. All applications with ink signatures will NOT be accepted

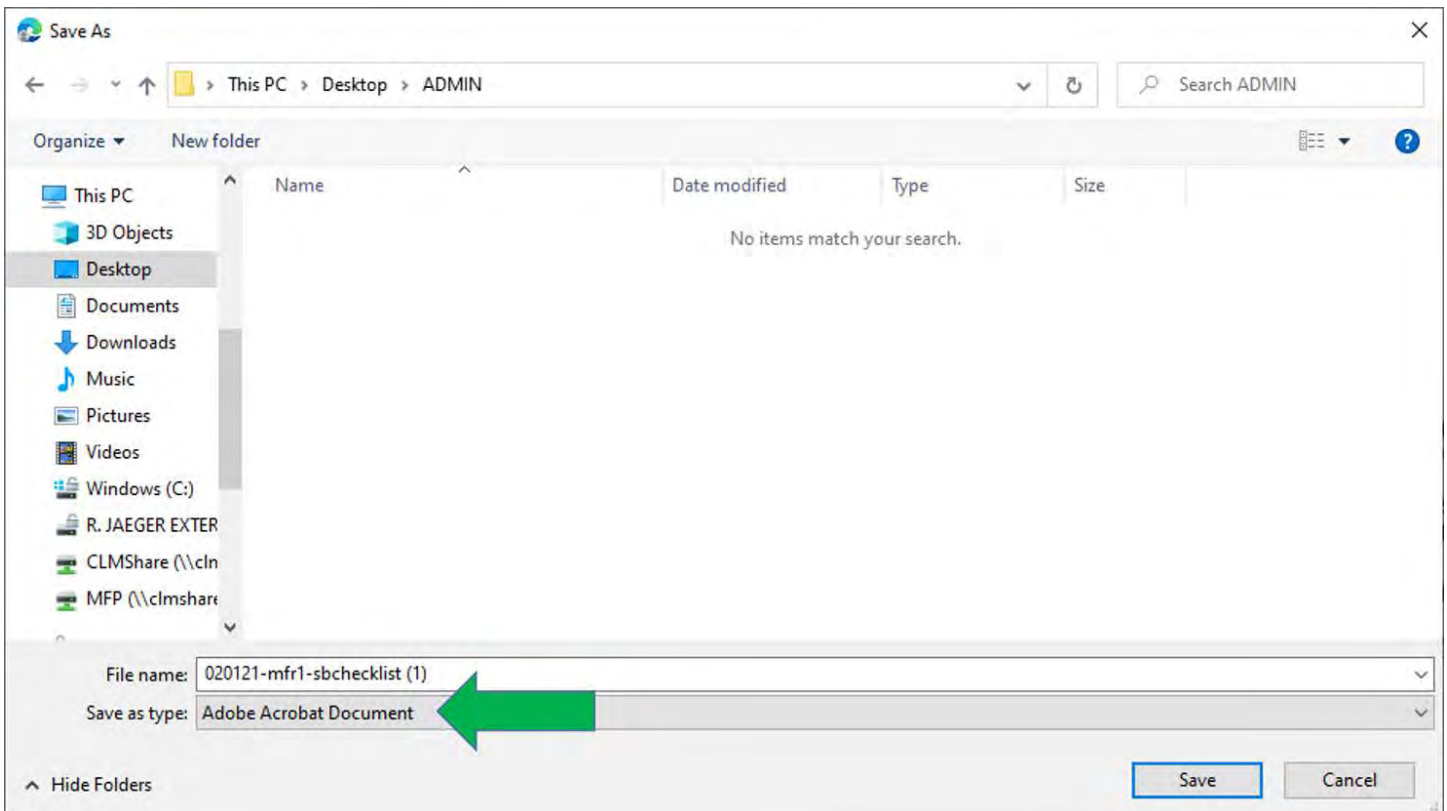
- MFR-1 USMC SkillBridge Packet Checklist** - Required by any service member (aboard a MCI) applying for a SkillBridge program. **DOWNLOAD**
- MFR-2 USMC SkillBridge Participant Screening** - Required by any service member (aboard a MCI) applying for a SkillBridge program. **DOWNLOAD**
- MFR-3 USMC SkillBridge Individual Program Request** - Required by any service member (aboard a MCI) applying for a SkillBridge program that is not already approved through the Department of Defense (DoD) or Department of Labor (DoL). *If a service member requires this document, it's highly recommended that they converse with the Installation SkillBridge Coordinator first.* **DOWNLOAD**
- SkillBridge Program Acceptance Letter** - SkillBridge participants must provide an acceptance letter for the program they attending. The letter must include dates, times, location and a point of contact for the training. It should also provide information for the topics on the example. **DOWNLOAD**
- Command Approval Letter** - Required by any service member (aboard a MCI) applying for a SkillBridge program, and it is the final approving document from the commander. This document needs to be (at a minimum) approved by an O-4 or above. Without this document, the service member will NOT be authorized to participate. **DOWNLOAD**
- AA Form** - An approved AA Form signed by an O4 or above and the service member is required if AND ONLY IF the service member is starting a program outside of their 180 day window OR if they plan to EAS while in the SETP. Your 180 day mark is based on your EAS (counting backwards 180 days), NOT your terminal leave date. Terminal leave has no bearing on your SkillBridge start date. Each AA Form will be vetted by the TRB **DOWNLOAD**

The background page shows the "Lejeune-New River SkillBridge" website with a navigation menu and a sidebar with contact information. A green arrow points to the "DOWNLOAD" button for the MFR-1 document.

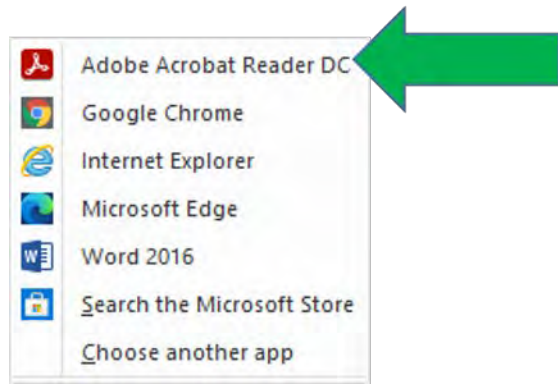
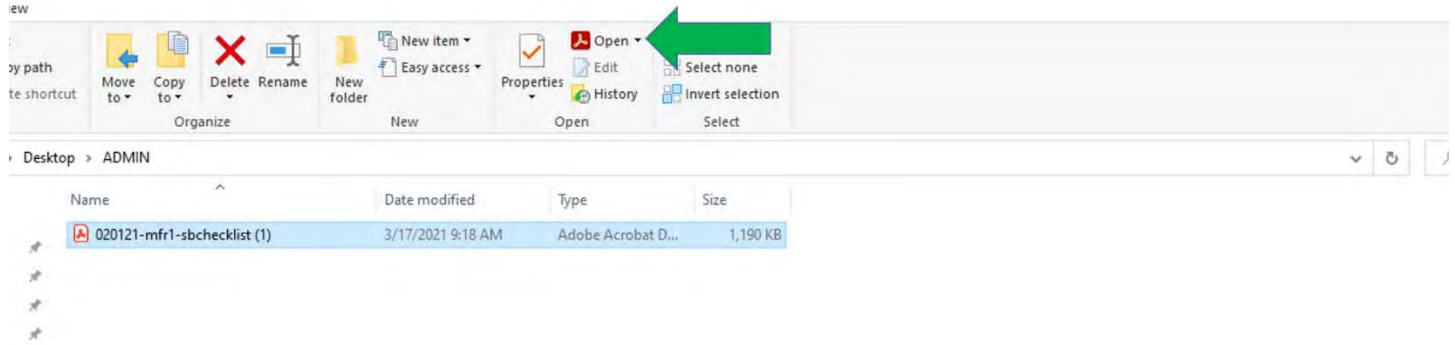
Step 2. Once you click on the download button, the following screen will pop up. Look for the disc icon  up in the left corner of the screen.



Step 3. Save it to your desktop or device as an Adobe Acrobat Document.



Step 4. Either right click the document or **Open with Adobe Acrobat Reader** or click on the Adobe box above to open.



Downloading on your Mac device using iOS:

Step 1. Download <http://get.adobe.com/reader/> for free. Then click the download button to access the document.

The image shows a screenshot of a web page titled "SkillBridge Application and Process" overlaid on a background page for "Lejeune-New River SkillBridge". The modal window contains the following text:

Download the files and SAVE them to a folder on your MAC or Windows computer. Make sure to open the file from the new location if you do not have Adobe Reader, please visit the following link to download it for free: <http://get.adobe.com/reader/>

All signatures MUST BE digital, NOT in ink. All applications with ink signatures will NOT be accepted

MFR-1 USMC SkillBridge Packet Checklist - Required by any service member (aboard a MCI) applying for a SkillBridge program. [DOWNLOAD](#)

MFR-2 USMC SkillBridge Participant Screening - Required by any service member (aboard a MCI) applying for a SkillBridge program. [DOWNLOAD](#)

MFR-3 USMC SkillBridge Individual Program Request - Required by any service member (aboard a MCI) applying for a SkillBridge program that is not already approved through the Department of Defense (DoD) or Department of Labor (DoL). If a service member requires this document, it's highly recommended that they converse with the Installation SkillBridge Coordinator first. [DOWNLOAD](#)

SkillBridge Program Acceptance Letter - SkillBridge participants must provide an acceptance letter for the program they attending. The letter must include dates, times, location and a point of contact for the training. It should also provide information for the topics on the example. [DOWNLOAD](#)

Command Approval Letter - Required by any service member (aboard a MCI) applying for a SkillBridge program, and it is the final approving document from the commander. This document needs to be (at a minimum) approved by an O-4 or above. Without this document, the service member will NOT be authorized to participate. [DOWNLOAD](#)

AA Form - An approved AA Form signed by an O4 or above and the service member is required if AND ONLY IF the service member is starting a program outside of their 180 day window OR if they plan to EAS while in the SETP. Your 180 day mark is based on your EAS (counting backwards 180 days), NOT your terminal leave date. Terminal leave has no bearing on your SkillBridge start date. Each AA Form will be vetted by the TRB [DOWNLOAD](#)

The background page includes the "MC&CS" logo, navigation links for "Home" and "SkillBridge", and a "SkillBridge Program" section with contact information for Camp Lejeune and New River. A sidebar on the right lists various program steps like "ELIGIBILITY", "APPLICATION AND PROCESS", and "FREQUENTLY ASKED QUESTIONS".

Step 2. Once you click on the download button, the following screen will pop up. Then, double click on the mousepad. The following options should pop up. Select **Open with Preview**. This should allow you to open the documents.

Please wait...

If this message is not eventually replaced by the proper contents of the document, your PDF viewer may not be able to display this type of document.

You can upgrade to the latest version of Adobe Reader for Windows®, Mac, or Linux® by visiting http://www.adobe.com/go/reader_download.

For more assistance with Adobe Reader visit <http://www.adobe.com>

Windows is either a registered trademark or a trademark of Microsoft Corporation in the United States and other countries. Apple is a trademark of Apple Inc., registered in the United States and other countries. Linux is the registered trademark of Linus Torvalds and other countries.

