

2025



# **CAMP LEJEUNE RECREATIONAL EQUIPMENT CHECKOUT & RENTALS CATALOG**



910-451-1368



BLDG 1108  
Camp Lejeune



# Table of Contents

<u>ITEMS</u>	<u>PAGE</u>
<b>GAMES</b>	<b>.....3 &amp; 4</b>
<b>PARTY SUPPLIES</b>	<b>.....5</b>
<b>SPORTS</b>	<b>.....6</b>
<b>OUTDOOR REC</b>	<b>.....7 &amp; 8</b>
<b>COOKERS</b>	<b>.....9</b>
<b>PROPANE REFILL</b>	<b>.....10</b>
<b>LAWN &amp; EQUIPMENT</b>	<b>.....11 - 13</b>
<b>HAND TRUCKS &amp; LADDERS</b>	<b>14</b>
<b>TRAILERS</b>	<b>.....15-17</b>
<b>INFLATABLES</b>	<b>.....18-33</b>

# GAMES



## DUNK TANK

\$100 DAILY  
\$130 WEEKEND

## TUG OF WAR

\$5 DAILY  
\$6.50 WEEKEND





## CORNHOLE

\$10 DAILY  
\$13 WEEKEND



# GAMES

**\$15 DAILY**  
**\$19.50 WEEKEND**



**\$10 DAILY**  
**\$13.00 WEEKEND**



**POTATO SACK RACE**  
**6 SACKS**



**KIDDIE STRIKER**

# PARTY SUPPLIES

**5' TABLE**  
**\$4 DAILY**  
**\$5.20 WEEKEND**



**6' TABLE**  
**\$5 DAILY**  
**\$6.50 WEEKEND**

**6' ROUND**  
**\$7 DAILY**  
**\$9.10 WEEKEND**



**FANCY CHAIR**  
**\$2 DAILY**  
**\$2.60 WEEKEND**



**CHAIR**  
**\$1 DAILY**  
**\$1.30 WEEKEND**



**54qt**  
**\$4D/WKD**



**80qt**  
**\$6D/WKD**



**150qt**  
**\$10D/WKD**



**KEG COOLER**  
**\$6 D/WKD**

## CANOPY TENT

**10X10 \$40D/\$52WKD (15-30 chairs)**

**15X15 \$50D/\$78WKD (30-40 chairs)**

**20X20 \$90D/\$117WKD (45-50 chairs)**

**20X30 \$120D/\$156WKD (65-80 chairs)**

**20X40 \$150D/195WKD (75-100 chairs)**



5

# SPORTS



## BADMINTON SET

\$5 D/ \$6.50WKD

4V4 BIRDS AND NET



## SOFTBALL SET

\$15 D/ \$19.50WKD

12 GLOVES, SOFTBALLS, BATS, BASES



## VOLLEYBALL SET

\$5 D/ \$6.50WKD



## FLAG FOOTBALL SET

\$5 D/ \$6.50WKD

11V 11 SET WITH BALL



## HORSESHOE SET

\$2 D/ \$2.60 WKD



\$2 DAILY/ \$2.60 WEEKEND



## DODGEBALL SET

\$5 D/ \$6.50WKD



# OUTDOOR REC



**KIDS**

INCLUDES HELMET



**ADULT**

INCLUDES HELMET

**MOUNTAIN BIKE**

**\$15 DAILY / \$40 WEEKEND**

**GELBLASTER**

**\$10 PER GUN**

**INCLUDES 1 GUN WITH 800 AMMO  
ADDITIONAL AMMO IS \$10 FOR 10,000**



**ARCHERY TAG**

**\$12 PER BOW  
INCLUDES 1 ARROW AND  
MASK**



# OUTDOOR REC



**KAYAK**  
**Single**  
**or**  
**Double**

**\$40 DAILY / \$52 WEEKEND**

**Includes PFD and Paddle**



**SUP BOARD**

**\$40 DAILY / \$52 WEEKEND**



**MUST BE ABLE TO TRANSPORT ON YOUR OWN  
VEHICLE**



# COOKERS

## CHARCOAL

\$40 DAILY

\$52 WEEKEND



PIG COOKER



MANTIS GRILL

\$5 DAILY

\$6.50 WEEKEND



TABLE TOP

---

## GAS

DOES NOT INCLUDE PROPANE

\$70 DAILY

\$91 WEEKEND

20LB PROPANE TANK RENTAL \$20



PIG COOKER



TRAILER GRILL

**\*ALL GRILLS REQUIRE A TOW HITCH\***

# PROPANE REFILL

**ONLY FILL 20LB, 30LB, 40LB TANKS AT MARKET  
PRICE PER GALLON**



**20-Lb Tank**



**30-Lb Tank**

## PRICE PER GALLON



**MARKET PRICE/GAL.**

*Refill per gallon for  
permanently mounted tanks,  
such as RVs and food trucks.*

*\*Propane prices subject to  
change without notice.  
Tanks only provided with  
rental of a propane grill.*

# LAWN & EQUIPMENT

**\$20 DAILY**

**\$26 WEEKEND**




WEEDEATER



HEDGE CLIPPERS



TILLER CULTIVATOR



BRUSH CUTTER



LAWN EDGER

## GENERATORS

OPERATES  
ONE LARGE  
BLOWER



3000W

\$35D/\$47 WKD



5500W

\$45D/\$58 WKD

OPERATES  
ONE LARGE &  
ONE SMALL  
BLOWER

11

# LAWN & EQUIPMENT

**\$45 DAILY**

**\$58 WEEKEND**



ROTOTILLER



AUGER



LOGSPLITTER  
TOWABLE  
1 7/8"ball



PRESSURE  
WASHER



LAWN  
MOWER  
\$15D/\$19.50WKD



LEAF  
BLOWER  
\$9D/\$11.7WKD



BACKPACK  
LEAF BLOWER  
\$15D/\$19.50WKD



# LAWN & EQUIPMENT



POST DRIVER  
\$3



POST HOLE  
DIGGER  
\$2



FENCE STRECHER  
\$3



LAWN AERATOR  
\$7



LAWN ROLLER  
\$7



FERTILIZER  
\$3



WHEELBARROW  
\$3

# HAND TRUCKS & LADDERS

**\$5.00 DAILY**



FOR STAIRS



FOR BOXES



FOR APPLIANCES



**20' EXTENSION LADDER**

**\$10 DAILY**

**6FT OR 8FT LADDER**

**\$5 DAILY**



# TRAILERS

## VEHICLE HAULERS



**8.5x16**

COMPACT TO MID



**8.5x18**

MID-RANGE TO FULL



**8.5x20**

FULL SIZE

\$65D/\$85.50WKD    \$105D/\$136.50WKD    \$135D/\$175.50WKD

---



**CAR KADDY**

COMPACT ONLY FRONT WHEEL DRIVE

\$35D/\$45.5WKD

**MOTORCYCLE  
SINGLE & TRIPLE**

\$35D/\$45.5WKD



TOW VEHICLE INSPECTION REQUIRED PRIOR TO RENTAL RESERVATION

# TRAILERS

## UTILITY



5X8 \$15D/\$19.5WKD  
6X10 \$40D/\$49WKD  
6X16 \$65D/\$85.5WKD



## ENCLOSED

6X12 \$49D/\$60WKD  
7X14 \$80D/\$104WKD

---

## DUMP

5X8 \$45D/\$58.5 WKD  
6X10 DOUBLE AXLE \$115D/\$149.50WKD  
7X12 DOUBLE AXLE \$175D/\$227.5WKD





# MINIMUM TOWING REQUIREMENTS

*All trailer rentals are required to have a vehicle inspection conducted by REIS at the REIS facility before any reservations are finalized, regardless of prior rental history, to ensure vehicle is adequate and able to pull the trailer. Listed below are the minimum requirements of the vehicle. Other aspects of the vehicle, such as tire pressure and wear, turn signals and lights, and wiring harness, will be inspected before the trailer is released.*

*Please Note: These are general specifications, for more detailed specifications on individual items, please see the REIS office for additional documents. Customers should be sure to note any/all damages to trailer at time of check-out to avoid fees upon return. Towing combination between MCCS trailers and individual vehicles will be evaluated at time of reservation to ensure safe combination.*

TRAILERS	HEIGHT OF BALL	SIZE OF BALL	ELECTRICAL REQUIREMENT	ENG. SIZE	MAX. LOAD WEIGHT
VEHICLE HAULERS					
8.5 x 16 8.5 x 18 8.5	20"-23"	5/16	7-ROUND	6 CYL	5500 LBS
x 20 CAR KADDY	20"-23"	"	7-ROUND	6 CYL	4850 LBS
SINGLE	20"-23"	5/16	7-ROUND	6 CYL	5400 LBS
MOTORCYCLE	18"-20"	2"	4-PRONG	6 CYL	2900 LBS
TRIPLE	18"-20"	5/16	4-PRONG	6 CYL	1660 LBS
MOTORCYCLE	18"-20"	2"	4-PRONG	6 CYL	1660 LBS
UTILITY TRAILERS					
5 x 8 SINGLE AXLE	17"-20"	2"	4-PRONG	6 CYL	2000 LBS
6 x 10 SINGLE AXLE	17"-22"	2"	4-PRONG	6 CYL	2100 LBS
6 x 12 SINGLE AXLE	17"-22"	2"	4-PRONG	6 CYL	2400 LBS
6 x 16 DOUBLE AXLE	17"-22"	5/16"	7-ROUND	6 CYL	4000 LBS
ENCLOSED TRAILERS					
5 x 8 SINGLE AXLE	17"-20"	2"	7-ROUND	6 CYL	1920 LBS
6 x 12 SINGLE AXLE	16"-21"	2" OR 5/16"	BOTH	6 CYL	1500 LBS
7 x 14 DOUBLE AXLE	16"-21"	5/16"	7-ROUND	6 CYL	4000 LBS
DUMP TRAILERS					
5 x 8 SINGLE AXLE	7"-22"	2"	7-ROUND	6 CYL	1540 LBS
5 x 10 SINGLE AXLE	7"-22"	2"	7-ROUND	6 CYL	2000 LBS
6 x 10 SINGLE AXLE	7"-22"	2"	7-ROUND	6 CYL	2400 LBS
6 x 10 DOUBLE AXLE	20"-23"	5/16	7-ROUND	TON	5500 LBS
7 x 12 DOUBLE AXLE	22"-25"	"	7-ROUND	TON	8400 LBS
7 x 14 DOUBLE AXLE	22"-25"	5/16	7-ROUND	1 TON	9900 LBS
TOWABLES					
GRILLS	15"-25"	7/8" OR 2"	NON	-	-
HIGH STRIKER	15"-25"	2"	E	-	-
DUNK TANK	15"-25"	2"	NON	-	-
LOG SPLITTER	15"-25"	2"	E	-	-

NON

# INFLATABLES

**\$100 DAILY**

**\$130 WEEKEND**



TIGER



GIRAFFE



MOONWALKER



JUMP IN THE BOX



BUTTERFLY PRINCESS

**LENGTH 15' WIDTH 14' HEIGHT 17' WEIGHT 280LBS**



ALL AGES

DRY ONLY



18

# INFLATABLES

**\$100 DAILY**

**\$130 WEEKEND**



CASTLE



JUNGLE BOUNCE



MERLIN



BIRTHDAY CAKE



JUNGLE ADVENTURE

**LENGTH 15' WIDTH 14' HEIGHT 17' WEIGHT 280LBS**



ALL AGES

DRY ONLY



19



# INFLATABLES

**\$100 DAILY**

**\$130 WEEKEND**



PRINCESS DOLLHOUSE



KNIGHT'S CASTLE



SPACE BOUNCE



UNDER THE SEA BOUNCE

**LENGTH 15' WIDTH 14' HEIGHT 17' WEIGHT 280LBS**



ALL AGES

DRY ONLY



20



# INFLATABLES

## PLAYCENTER

**\$100 DAILY**

**\$130 WEEKEND**



CASTLE



JUNGLE



CRAYON

**LENGTH 16' WIDTH 26' HEIGHT 12' WEIGHT 400LBS**



7 & Under

DRY ONLY




21

# INFLATABLES

**\$100 DAILY**

**\$130 WEEKEND**



**MINI CRAYON  
PLAYLAND**

**LENGTH 15'  
WIDTH 14'  
HEIGHT 17'**

**WEIGHT 280LBS**

**MICKY PARK**

**LENGTH 22'  
WIDTH 22'  
HEIGHT 13'  
WEIGHT 300LBS**



**ZOO PLAY CENTER**

**LENGTH 17'  
WIDTH 17'  
HEIGHT 10'  
WEIGHT 283LBS**



**7 & Under**

**DRY ONLY**



# INFLATABLES

## 4 N1 COMBO

**\$150 DAILY**

**\$195 WEEKEND**



All Star



Wizard



Crazy Dog



Princess



Birthday

**LENGTH 15' WIDTH 15' HEIGHT 17' WEIGHT 400LBS**



ALL AGES

DRY ONLY



# INFLATABLES

**5 N1 COMBO  
WET OR DRY!**

**\$225 DAILY**

**\$292.50 WEEKEND**



**Frosty Double Dip**



**Castle Double Dip**

**LENGTH 38' WIDTH 13' HEIGHT 18' WEIGHT 420LBS**



**Aloha Dip**

**LENGTH 32' WIDTH 10' HEIGHT 14' WEIGHT 300LBS**



**ALL AGES**

**WET OR DRY**





# INFLATABLES

## SLIDES

**\$150 DAILY**

**\$195 WEEKEND**



**20 DOUBLE LANE**

**LENGTH 25'**

**WIDTH 13'**

**HEIGHT 20'**

**WEIGHT 440LBS**



**SAFARI BUS**

**LENGTH 32'**

**WIDTH 10'**

**HEIGHT 16'**

**WEIGHT 520LBS**



**22 DOUBLE LANE**

**LENGTH 32'**

**WIDTH 16'**

**HEIGHT 22'**

**WEIGHT 800LBS**



**ALL AGES**

**DRY ONLY**



# INFLATABLES

**SLIDES  
WET OR DRY!**



**\$225 DAILY**

**\$292.50 WEEKEND**

**FROG SPLASH**

**LENGTH 30' WIDTH 10' HEIGHT 18' WEIGHT 270LBS**

**\$250 DAILY**

**\$325 WEEKEND**



**FIRE AND ICE**

**LENGTH 34' WIDTH 17' HEIGHT 20' WEIGHT 480LBS**



**ALL AGES**

**WET OR DRY**



<sup>26</sup>

# INFLATABLES

## SLIDE

**\$250 DAILY**

**\$325 WEEKEND**

### TROPICAL BLAST



ALL AGES WET/DRY

**LENGTH 27' WIDTH 15' HEIGHT 17' WEIGHT 450LBS**



# INFLATABLES

## OBSTACLE COURSE

**\$250 DAILY**

**\$325 WEEKEND**

**65 FOOT**

**LENGTH 65'**

**WIDTH 11'**

**HEIGHT 16'**

**WEIGHT 670LBS**



## OBSTACLE SARGE

**LENGTH 38'**

**WIDTH 26'**

**HEIGHT 17'**

**WEIGHT 1280LBS**

**3 PIECES**



## 68 FOOT CAMO

**LENGTH 68'**

**WIDTH 12'**

**HEIGHT 17'**

**WEIGHT 900LBS**



**ALL AGES**

**DRY**





# INFLATABLES

**OBSTACLE COURSE  
WET OR DRY!**

**\$250 DAILY**

**\$325 WEEKEND**



**OBSTACLE  
WATER COMBO  
(2 PIECES)**

**LENGTH 48' WIDTH 13' HEIGHT 15' WEIGHT 600LBS**

**25 ZIP IT**



**LENGTH 25' WIDTH 38' HEIGHT 14' WEIGHT 600LBS**



**ALL AGES**

**WET OR DRY**



<sup>29</sup>

# INFLATABLES

## OBSTACLE COURSE

**\$185 DAILY**

**\$242 WEEKEND**

### TURBO RUSH

**LENGTH 27'**  
**WIDTH 19'**  
**HEIGHT 16'**  
**WEIGHT 600LBS**  
**2 PIECES**



### ADRENALINE RUSH

**LENGTH 38'**  
**WIDTH 30'**  
**HEIGHT 17'**  
**WEIGHT 900LBS**  
**3 PIECES**



**ALL AGES**

**DRY**



30

# INFLATABLES

## GAMES

**\$100 DAILY**

**\$130 WEEKEND**

### TWIN PEAKS

**LENGTH 15'**

**WIDTH 15'**

**HEIGHT 20'**

**WEIGHT 380LBS**



### BUNGEE RUN

**LENGTH 40'**

**WIDTH 18'**

**HEIGHT 8'**

**WEIGHT 850LBS**



### SPORTS MANIA

**LENGTH 17'**

**WIDTH 25'**

**HEIGHT 11'**

**WEIGHT 240LBS**



**ALL AGES**

**DRY**



# INFLATABLES

## GAMES

**\$100 DAILY**

**\$130 WEEKEND**

### PEDESTAL JOUST

**LENGTH 25'**

**WIDTH 19'**

**HEIGHT 4'**

**WEIGHT 295LBS**



### BUNGEE HOOP SHOOTOUT

**LENGTH 35'**

**WIDTH 10'**

**HEIGHT 8'**

**WEIGHT 390LBS**



### DOUBLE GOAL

**LENGTH 10'**

**WIDTH 10'**

**HEIGHT 10'**

**WEIGHT 225LBS**



**ALL AGES**

**DRY**





# INFLATABLES

## GAMES

**\$100 DAILY**

**\$130 WEEKEND**

### SPORTS 3-PLAY

**LENGTH 21'**

**WIDTH 18'**

**HEIGHT 16'**

**WEIGHT 850LBS**



### MAZE

**LENGTH 34'**

**WIDTH 18'**

**HEIGHT 8'**

**WEIGHT 396LBS**

